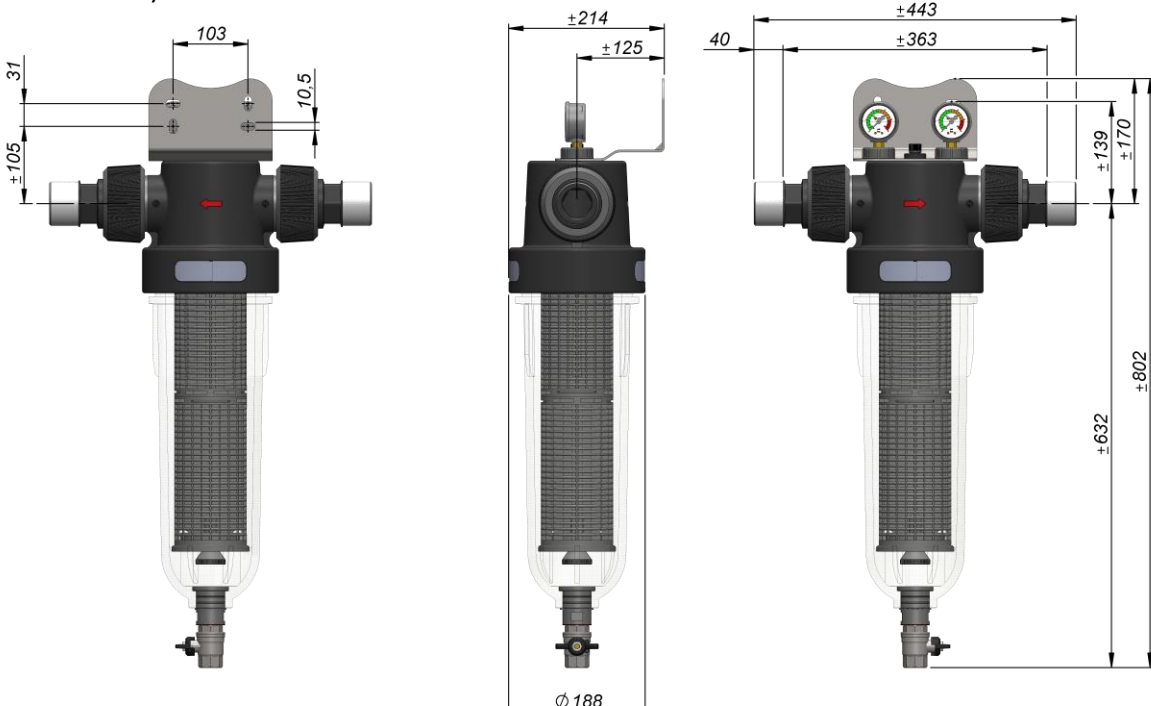
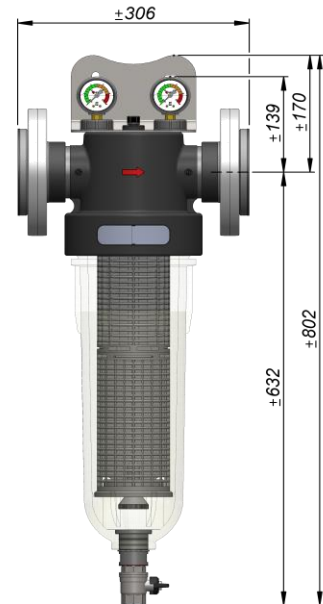

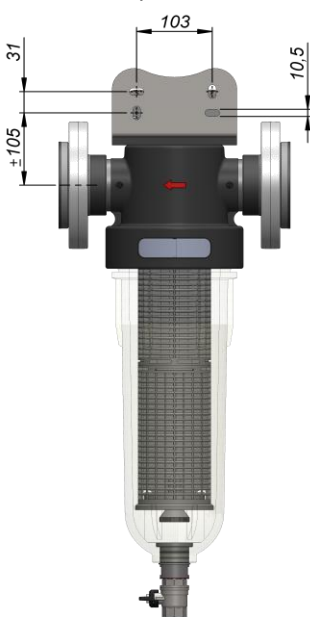


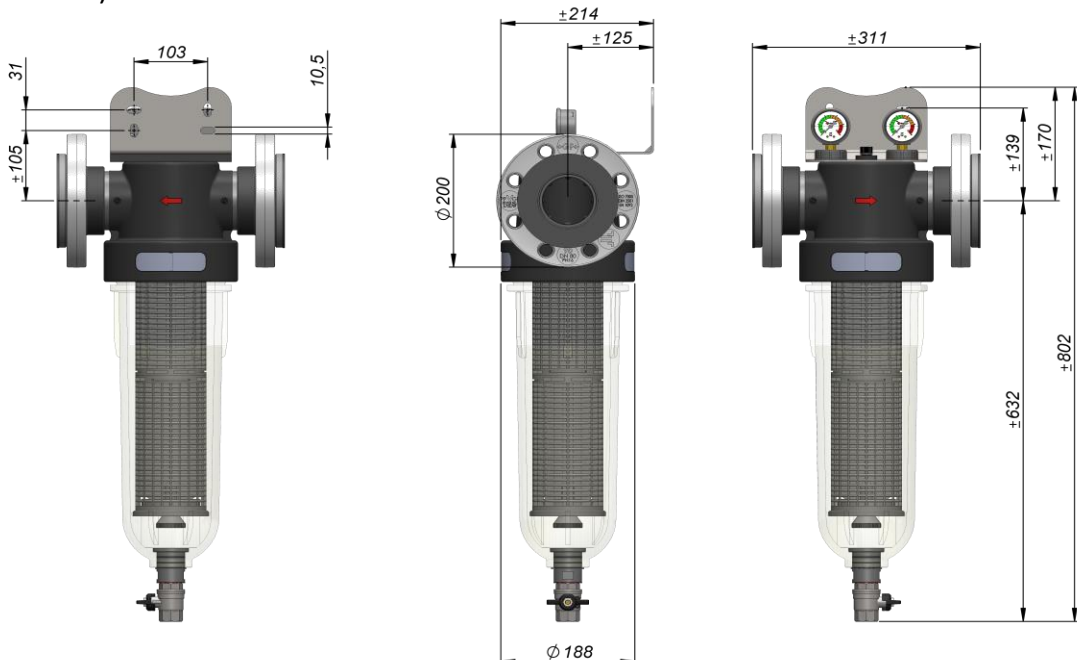
Filter type:	<b>NW500</b>
Connexion diameter:	2"
Average flow rate (m <sup>3</sup> /h):	18 at ΔP 0,2 bar
Working pressure (bar):	10
Max. operating pressure (bar):	16
Max. operating temperature (°C):	50
Weight (kg):	6,4 / 8 (with packaging)
Packaging in mm (L x W x H):	770 x 320 x 240
Quantity / pallet (units):	21
Air drain screw:	Polyamide (PA) + polyester (2K)
Filter head:	Polypropylene (PP) + 20% GF
Bowl:	SAN
Wrench:	ABS
Connections:	PA
Nuts:	PP + 20% GF
Seals:	O-ring butadiene-acrylonitrile (NBR)
Centrifugal vane + cap:	Polypropylene (PP) + 20% GF + elastomer (2K)
Filtering support:	PP + 20% GF
Valve adapter:	PA
Filtering sleeve:	Polyester (non-washable) or nylon (washable)
Filtration surface (cm <sup>2</sup> ):	1288
Original equipment:	Filtering sleeve 25 μm, wrench, drain-cock ¾ " nickel-plated brass, 2 pressure gauges with glycerine 0-20 bar ¼ " brass + 2 connections 2"
Option:	Stainless steel wall fixation 3 mm
Filtering fineness available (μm):	Non-washable : 1 - 5 - 10 - 25 - 50 - 100
(packs of 5 sleeves)	Washable : 150 - 300



Filter type:	<b>NW650</b>
Connection diameter:	2 ½"
Average flow rate (m³/h):	25 at ΔP 0,2 bar
Working pressure (bar):	10
Max. operating pressure (bar):	16
Max. operating temperature (°C):	50
Weight (kg):	7 / 8,6 (with packaging)
Packaging in mm (L x W x H):	770 x 320 x 240
Quantity / pallet (units):	21
Air drain screw:	Polyamide (PA) + polyester (2K)
Filter head:	Polypropylene (PP) + fiberglass
Bowl:	SAN
Wrench:	ABS
Collar:	PA
Flanges:	PP + 30% GF
Seals:	O-ring butadiene-acrylonitrile (NBR)
Centrifugal vane + cap:	Polypropylene (PP) + 20% GF + elastomer (2K)
Filtering support:	PP + 20% GF
Valve adaptor:	PA
Filtering sleeve:	Polyester (non-washable) or nylon (washable)
Filtration surface (cm²):	1288
Original equipment:	Filtering sleeve 25 µm, wrench, drain-cock ¾" nickel-plated brass, 2 pressure gauges with glycerine 0-20 bar ¼" brass + 2 loose flanges 2 ½"
Option:	Stainless steel wall fixation 3mm
Filtering fineness available (µm):	Non-washable : 1 - 5 - 10 - 25 - 50 - 100
(packs of 5 sleeves)	Washable : 150 - 300



Filter type:	<b>NW800</b>
Connection diameter:	3"
Average flow rate (m <sup>3</sup> /h):	32 at ΔP 0,2 bar
Working pressure (bar):	10
Max. operating pressure (bar):	16
Max. operating temperature (°C):	50
Weight (kg):	7,4 / 9 (with packaging)
Packaging in mm (L x W x H):	770 x 320 x 240
Quantity / pallet (units):	21
Air drain screw:	Polyamide (PA) + polyester (2K)
Filter head:	Polypropylene (PP) + 20% GF
Bowl:	SAN
Wrench:	ABS
Collar:	PA
Flanges:	PP + 30% GF
Seals:	O-ring butadiene-acrylonitrile (NBR)
Centrifugal vane + cap:	Polypropylene (PP) + 20% GF + elastomer (2K)
Filtering support:	PP + 20% GF
Valve adaptor :	PA
Filtering sleeve:	Polyester (non-washable) or nylon (washable)
Filtration surface (cm <sup>2</sup> ):	1288
Original equipment:	Filtering sleeve 25 μm, wrench, drain-cock ¾ " nickel-plated brass, 2 pressure gauges with glycerine 0-20 bar ¼ " brass + 2 loose flanges 3"
Option:	Stainless steel wall fixation 3 mm
Filtering fineness available (μm):	Non-washable : 1 - 5 - 10 - 25 - 50 - 100
(packs of 5 sleeves)	Washable : 150 - 300



Filter type:	<b>NW500TE</b>
Connection diameter:	2"
Average flow rate (m <sup>3</sup> /h):	2 at ΔP 0,2 bar
Working pressure (bar):	10
Max. operating pressure (bar):	16
Max. operating temperature (°C):	50
Weight (kg):	5,6 / 7,2 (with packaging)
Packaging in mm (L x W x H):	770 x 320 x 240
Quantity / pallet (units):	21
Air drain screw:	Polyamide (PA) + polyester (2K)
Filter head:	Polypropylene (PP) + 20% GF
Bowl:	SAN
Wrench:	ABS
Connections:	PA
Nuts:	PP + 20% GF
Seals:	O-ring butadiene-acrylonitrile (NBR)
Valve adaptor:	PA
Bowl capacity (litres):	4,85
Tube + strainer:	Perforated plate – inlet 1,1 mm & strainer – inlet 0,5 mm
Original equipment:	Tube + strainer, wrench, 2 connections 2"
Option:	Stainless steel wall fixation 3 mm

